**Afmetingen: breedte 30,0 x hoogte 27,6 cm bij 5,5 kruissteken per cm.**
**(borduur over 1 draad)**



# Kleurenlijst

Hieronder staat aangegeven welke kleuren u nodig heeft om dit patroon uit te werken tot een prachtig kunstwerk!

| Symbol | Merk / Brand | No. | Count (Aantal) |
|---|---|---|---|
| ❖ | DMC | 04 | 522 (1) |
| ✢ | DMC | 34 | 627 (1) |
| ✂ | DMC | 155 | 533 (1) |
| ○ | DMC | 164 | 238 (1) |
| ≣ | DMC | 208 | 378 (1) |
| □ | DMC | 210 | 232 (1) |
| ☂ | DMC | 317 | 738 (1) |
| ➔ | DMC | 333 | 628 (1) |
| 🚦 | DMC | 414 | 460 (1) |
| ✂ | DMC | 420 | 278 (1) |
| ☽ | DMC | 469 | 1043 (1) |
| 🤝 | DMC | 520 | 963 (1) |
| ☋ | DMC | 580 | 309 (1) |
| ✍ | DMC | 640 | 474 (1) |
| ✂ | DMC | 642 | 951 (1) |
| ⊃ | DMC | 646 | 668 (1) |
| ☞ | DMC | 732 | 120 (1) |
| ☊ | DMC | 832 | 615 (1) |
| ⬆ | DMC | 838 | 347 (1) |
| ⚡ | DMC | 839 | 448 (1) |
| ⬆ | DMC | 844 | 710 (1) |
| 🔊 | DMC | 895 | 593 (1) |
| ◀● | DMC | 904 | 710 (1) |
| ◇ | DMC | 921 | 335 (1) |
| ⊙ | DMC | 934 | 1350 (1) |
| ⬇ | DMC | 935 | 1335 (1) |
| ●▶ | DMC | 936 | 1421 (1) |
| ⬇ | DMC | 937 | 917 (1) |
| ⊞ | DMC | 938 | 587 (1) |
| ✠ | DMC | 975 | 174 (1) |
| ✯ | DMC | 976 | 309 (1) |
| ⬅ | DMC | 987 | 792 (1) |
| ⬡ | DMC | 3011 | 597 (1) |
| ⬅ | DMC | 3022 | 349 (1) |
| ⬢ | DMC | 3023 | 499 (1) |
| ⊂ | DMC | 3052 | 479 (1) |
| ✷ | DMC | 3363 | 1095 (1) |
| ◈ | DMC | 3364 | 1053 (1) |

| Symbol | Merk / Brand | No. | Count (Aantal) |
|---|---|---|---|
|  | DMC | 3371 | 968 (1) |
|  | DMC | 3746 | 235 (1) |

**Rij: 1 - Kolom: 1 ( (Linkerbovenhoek))**



## Rij: 1 - Kolom: 2

*Let op: Gearceerde vlakken overlappen met vorige pagina's.*



## Rij: 1 - Kolom: 3

*Let op: Gearceerde vlakken overlappen met vorige pagina's.*



## Rij: 1 - Kolom: 4 ( (Rechterbovenhoek))

*Let op: Gearceerde vlakken overlappen met vorige pagina's.*



## Rij: 2 - Kolom: 1

*Let op: Gearceerde vlakken overlappen met vorige pagina's.*

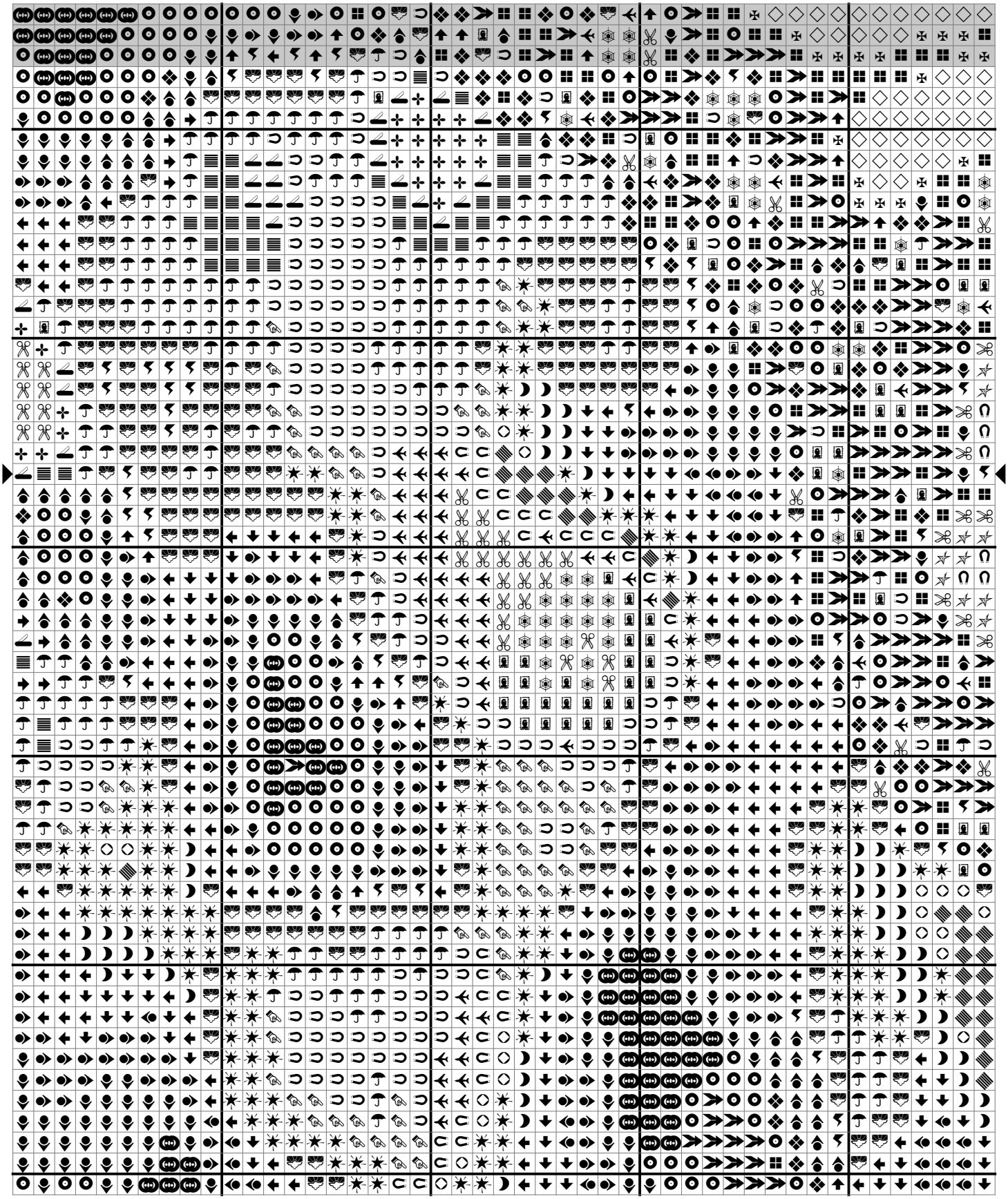

## Rij: 2 - Kolom: 2

*Let op: Gearceerde vlakken overlappen met vorige pagina's.*



## Rij: 2 - Kolom: 3

*Let op: Gearceerde vlakken overlappen met vorige pagina's.*



## Rij: 2 - Kolom: 4

*Let op: Gearceerde vlakken overlappen met vorige pagina's.*



## Rij: 3 - Kolom: 1

*Let op: Gearceerde vlakken overlappen met vorige pagina's.*



## Rij: 3 - Kolom: 2

*Let op: Gearceerde vlakken overlappen met vorige pagina's.*



## Rij: 3 - Kolom: 3

*Let op: Gearceerde vlakken overlappen met vorige pagina's.*



## Rij: 3 - Kolom: 4

*Let op: Gearceerde vlakken overlappen met vorige pagina's.*

