**Afmetingen: breedte 40,0 x hoogte 33,3 cm bij 5,5 kruissteken per cm.**
**(borduur over 1 draad)**



## Kleurenlijst

Hieronder staat aangegeven welke kleuren u nodig heeft om dit patroon uit te werken tot een prachtig kunstwerk!

| Symbol | Merk / Brand | No. | Count (Aantal) |
|---|---|---|---|
| □ | DMC | 06 | 1175 (1) |
|  | DMC | 09 | 572 (1) |
|  | DMC | 22 | 101 (1) |
|  | DMC | 167 | 276 (1) |
|  | DMC | 300 | 934 (1) |
|  | DMC | 310 | 695 (1) |
|  | DMC | 372 | 780 (1) |
|  | DMC | 400 | 334 (1) |
|  | DMC | 420 | 669 (1) |
|  | DMC | 422 | 984 (1) |
|  | DMC | 433 | 1498 (1) |
|  | DMC | 434 | 1579 (1) |
|  | DMC | 435 | 509 (1) |
| ◇ | DMC | 437 | 656 (1) |
| 3 | DMC | 543 | 360 (1) |
|  | DMC | 611 | 694 (1) |
|  | DMC | 612 | 890 (1) |
|  | DMC | 642 | 744 (1) |
| 0 | DMC | 738 | 1100 (1) |
| 4 | DMC | 739 | 678 (1) |
| 1 | DMC | 762 | 434 (1) |
|  | DMC | 801 | 1067 (1) |
|  | DMC | 816 | 162 (1) |
|  | DMC | 817 | 94 (1) |
| ◯ | DMC | 822 | 921 (1) |
|  | DMC | 829 | 493 (1) |
|  | DMC | 840 | 1065 (1) |
|  | DMC | 841 | 725 (1) |
|  | DMC | 842 | 719 (1) |
|  | DMC | 869 | 1249 (1) |
|  | DMC | 898 | 1092 (1) |
|  | DMC | 935 | 50 (1) |
|  | DMC | 938 | 1029 (1) |
| 6 | DMC | 945 | 905 (1) |
|  | DMC | 3024 | 591 (1) |
|  | DMC | 3031 | 514 (1) |
|  | DMC | 3032 | 675 (1) |
|  | DMC | 3045 | 575 (1) |

| Symbol | Merk / Brand | No. | Count (Aantal) |
|---|---|---|---|
|  | DMC | 3064 | 196 (1) |
|  | DMC | 3371 | 914 (1) |
|  | DMC | 3782 | 655 (1) |
|  | DMC | 3826 | 431 (1) |
|  | DMC | 3828 | 748 (1) |
|  | DMC | 3862 | 774 (1) |
|  | DMC | 3863 | 1134 (1) |
|  | DMC | 3864 | 1880 (1) |
| 5 | DMC | 3865 | 1504 (1) |
| 8 | DMC | B5200 | 2794 (1) |
| 7 | DMC | Blanc | 856 (1) |
| 2 | DMC | Ecru | 786 (1) |

**Rij: 1 - Kolom: 1 ( (Linkerbovenhoek))**



## Rij: 1 - Kolom: 2

*Let op: Gearceerde vlakken overlappen met vorige pagina's.*



## Rij: 1 - Kolom: 3

*Let op: Gearceerde vlakken overlappen met vorige pagina's.*



## Rij: 1 - Kolom: 4

*Let op: Gearceerde vlakken overlappen met vorige pagina's.*



## Rij: 1 - Kolom: 5 ( (Rechterbovenhoek))

*Let op: Gearceerde vlakken overlappen met vorige pagina's.*



## Rij: 2 - Kolom: 1

*Let op: Gearceerde vlakken overlappen met vorige pagina's.*

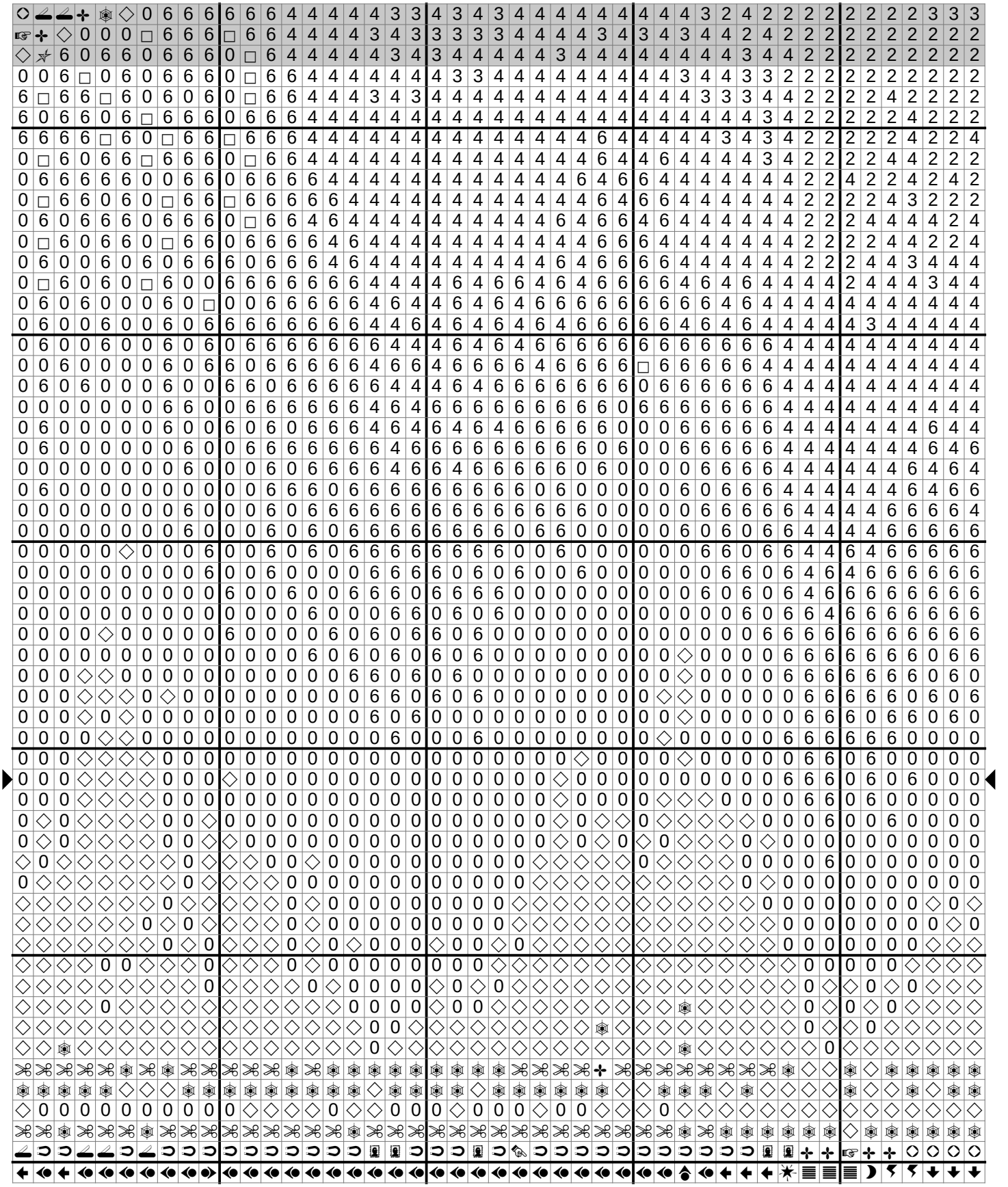

## Rij: 2 - Kolom: 2

*Let op: Gearceerde vlakken overlappen met vorige pagina's.*



## Rij: 2 - Kolom: 3

*Let op: Gearceerde vlakken overlappen met vorige pagina's.*



## Rij: 2 - Kolom: 4

*Let op: Gearceerde vlakken overlappen met vorige pagina's.*



## Rij: 2 - Kolom: 5

*Let op: Gearceerde vlakken overlappen met vorige pagina's.*



## Rij: 3 - Kolom: 1

*Let op: Gearceerde vlakken overlappen met vorige pagina's.*



## Rij: 3 - Kolom: 2

*Let op: Gearceerde vlakken overlappen met vorige pagina's.*



## Rij: 3 - Kolom: 3

*Let op: Gearceerde vlakken overlappen met vorige pagina's.*



### Rij: 3 - Kolom: 4

*Let op: Gearceerde vlakken overlappen met vorige pagina's.*



## Rij: 3 - Kolom: 5

*Let op: Gearceerde vlakken overlappen met vorige pagina's.*



**Rij: 4 - Kolom: 1**

*Let op: Gearceerde vlakken overlappen met vorige pagina's.*



## Rij: 4 - Kolom: 2

*Let op: Gearceerde vlakken overlappen met vorige pagina's.*



## Rij: 4 - Kolom: 3

*Let op: Gearceerde vlakken overlappen met vorige pagina's.*



### Rij: 4 - Kolom: 4

*Let op: Gearceerde vlakken overlappen met vorige pagina's.*



## Rij: 4 - Kolom: 5

*Let op: Gearceerde vlakken overlappen met vorige pagina's.*

